

EPS HEP 2011 and E8 Physics

by Frank Dodd (Tony) Smith Jr. - vixra 1107.0044

Abstract:

Experimental results announced at EPS HEP 2011 are compared with some predictions of my E8 Physics model, including 3 Higgs states:

low mass state (Higgs mass around 145 GeV/c²)

middle mass state (Higgs mass around 180 GeV/c²)

high mass state (Higgs mass around 240 GeV/c²)

My view is that the EPS HEP 2011 results support my E8 Physics model. Some prospects for the future exploration by the LHC are briefly discussed.

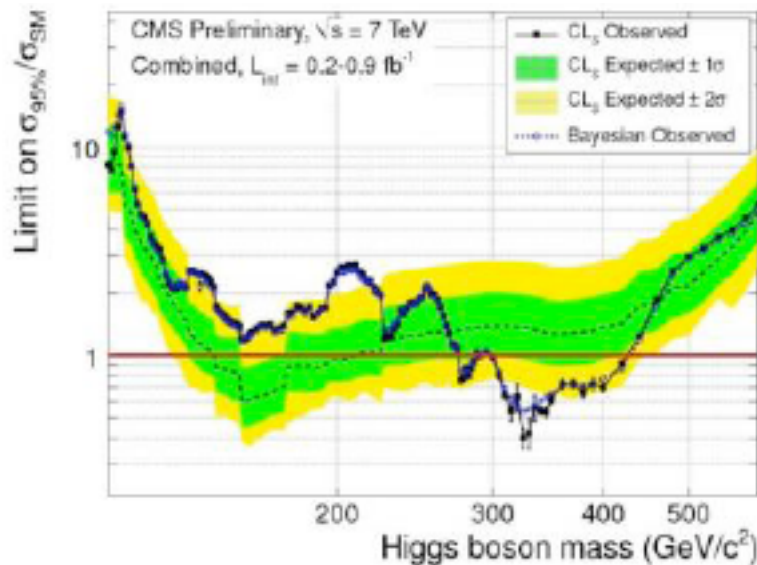
(References are included in the body of the paper and in linked material.)

EPS HEP 2011 and E8 Physics

Using the ideas of

African IFA Divination
Clifford Algebra $Cl(8) \times Cl(8) = Cl(16)$
Lie Algebra E8
Hua Geometry of Bounded Complex Domains
Mayer Geometric Higgs Mechanism
Batakis 8-dim Kaluza-Klein structure of hep-ph/0311165 by Hashimoto et al
Segal Conformal Gravity version of the MacDowell-Mansouri Mechanism
Real Clifford Algebra generalized Hyperfinite III von Neumann factor AQFT
Joy Christian EPR Geometry

[my E8 Physics model](#) has been developed with a [3-state Higgs system](#) that is consistent with the preliminary CMS LHC Higgs $\rightarrow ZZ$ results shown on the blog of Philip Gibbs on 9 July 2011



The CMS LHC plot was posted on a Fermilab public web site after a Fermilab seminar at which senior CMS people presented early results of analysis of the first 900/pb of data for the Higgs $\rightarrow ZZ$ decay branch. The peaks on the plot are not yet statistically significant enough to constitute evidence or discovery of Higgs states, but the two around 200 GeV and 250 GeV seem to be roughly within about 10 per cent of my tree-level calculations of masses of 2 (middle and high) of the 3 Higgs states of E8 Physics. The plot also has features in the 120-160 GeV range that seem to correspond to the low state.

Full results of analysis of 1/fb of LHC data presented at the European Physical Society 2011 meeting on High Energy Physics (EPS HEP 2011) tests the validity of the 3-state Higgs system of E8 Physics. This paper describes the results of those tests with respect to the Higgs mass states ([low](#), [middle](#), and [high](#)) and [some of their effects](#) and [some prospects for future LHC exploration](#), but first here is a discussion of the 3-state system and its relationship to Triviality and Vacuum Stability bounds:

Triviality, Vacuum Stability, and Higgs States

According to hep-ph/0307138 by C. D. Froggatt:

“... the top quark mass is the dominant term in the SM fermion mass matrix ... [so]... it is likely that its value will be understood dynamically ... the self-consistency of the pure SM up to some physical cut-off scale Λ imposes constraints on both the top quark and Higgs boson masses.

The first constraint is the so-called triviality bound: the running Higgs coupling constant $\lambda(\mu)$ should not develop a Landau pole for $\mu < \Lambda$.

The second is the vacuum stability bound: the running Higgs coupling constant $\lambda(\mu)$ should not become negative leading to the instability of the usual SM vacuum.

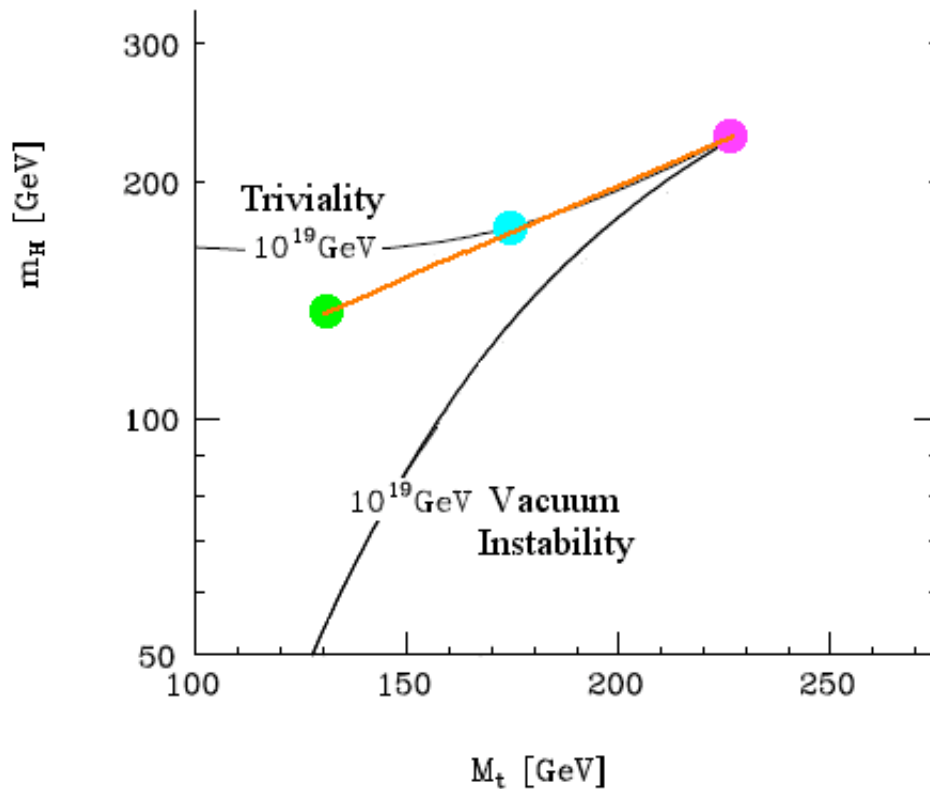
These bounds are illustrated in Fig. 3 ... we shall be interested in the large cut-off scales $\Lambda = 10^{19}$ GeV, corresponding to the Planck scale [I have edited this sentence to restrict coverage to a Planck scale SM cut-off and have edited Fig. 3 and added material relevant to my E8 Physics model with 3 Higgs-Tquark states]

...

The upper part of each curve corresponds to the triviality bound.

The lower part of each curve coincides with the vacuum stability bound and

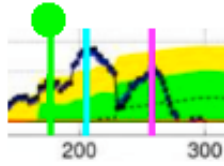
the point in the top right-hand corner, where it meets the triviality bound curve, is the quasi-fixed infra-red fixed point for that value of Λ



... Fig. 3: SM bounds in the (M_t, M_H) plane ...”.

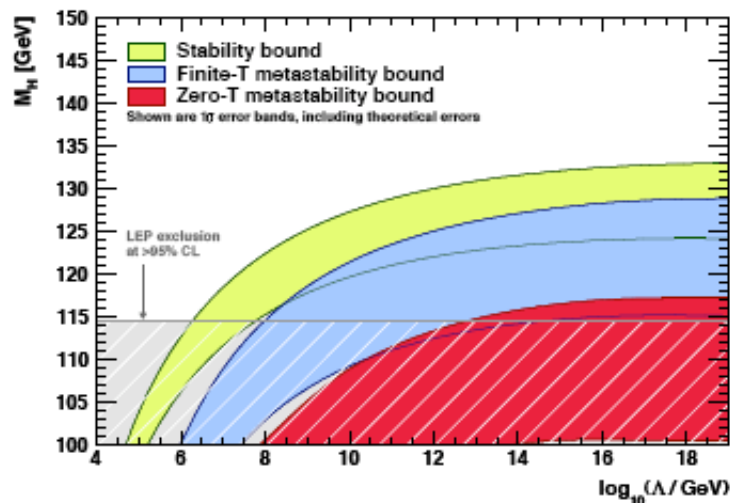
Low ● Mass State

The Green Dot is the low-mass state of my 3-state E8 Physics model, which corresponds to a 130 GeV Truth Quark and a 145 GeV Higgs.



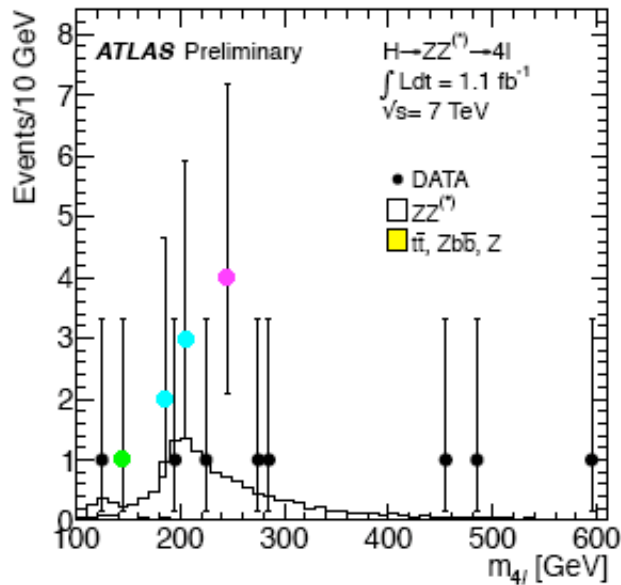
The 145 GeV Higgs also comes from such calculations, and is the Higgs state that is necessary for agreement with arXiv 0960.0954 by Ellis, Espinosa, Giudice, Hoecker and Riotto who require a Higgs with $135 < M_H < 158$ GeV, saying:

“... the Standard Model may survive all the way to the Planck scale for an intermediate range of Higgs masses ... We evaluate ... on the basis of a global fit to the Standard Model made using the Gfitter package ... a global fit to electroweak precision data within the SM ... favors $M_H < 158$ GeV ... Lower bounds on the Higgs mass due to absolute vacuum stability .. and finite-temperature ... and zero-temperature metastability ... includ[ing] theoretical uncertainties ...



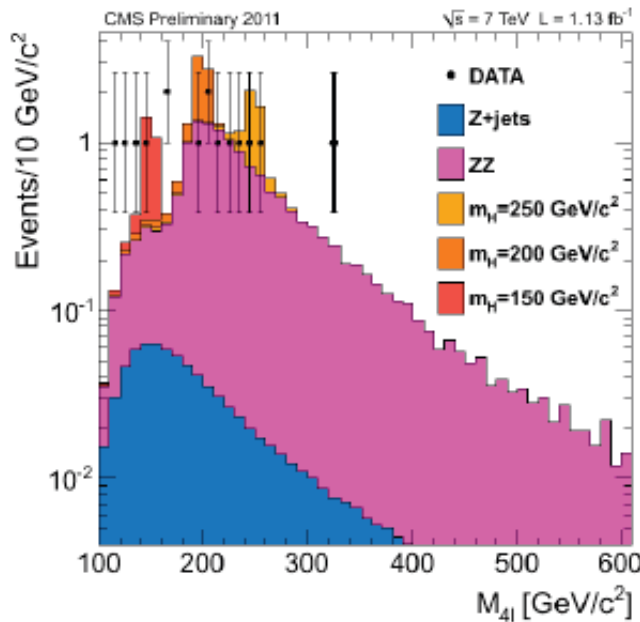
...[“allow (as Tommaso Dorigo said in an entry of 23 July 2009 on his blog) the SM to be valid for all energies up to the Planck scale (set at 2×10^{18} GeV) only if the Higgs boson has a mass above 135 GeV or so”]...”.

At EPS HEP 2011 (22 July) Konstantinos Nikolopoulos of ATLAS described Higgs $\rightarrow ZZ \rightarrow 4l$ in slides showing:



The green dot (colors added by me) indicates $1 - 0 = 1$ event over background that I interpret as representing the low Higgs mass state.

At EPS HEP 2011 (22 July) Roberto Salerno of CMS described Higgs $\rightarrow ZZ \rightarrow 4l$ in slides showing:



Note the low number of events. Roberto Salerno said: "... No evidence of a SM-like Higgs bosons has been found. ...". Although the statistical criteria for "evidence" was not met by the CMS data, it seems to me that the data is consistent with the 3-state Higgs of the E8 Physics model.

At EPS HEP 2011 (22 July) Jonas Strandberg of ATLAS described Higgs $\rightarrow WW$ in slides saying: "... An excess of events can be observed ... using 1 fb^{-1} of data ... Corresponding to about 2.5 sigma in the range $130 < M_H < 150 \text{ GeV}$...".

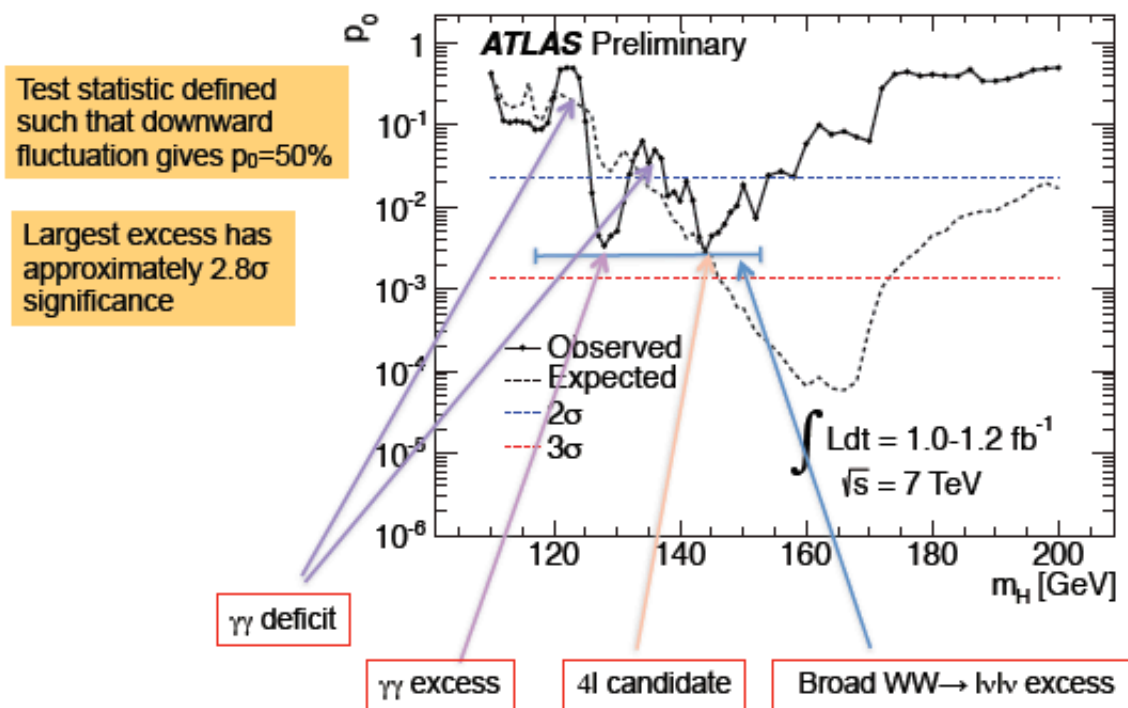
At EPS HEP 2011 (22 July) Kyle Cranmer of ATLAS described Higgs Combination of decays in slides saying: "... In the low-mass range (120-140 GeV) an excess of events with a significance of approximately 2.8

sigma is observed ...

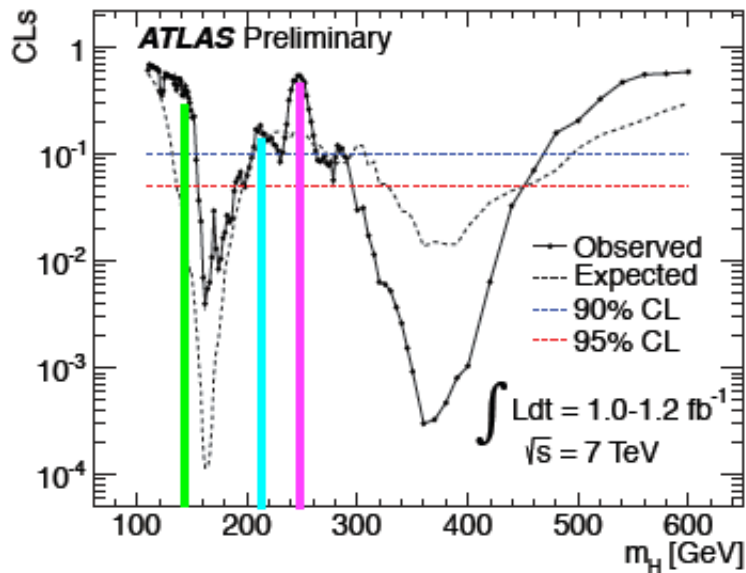
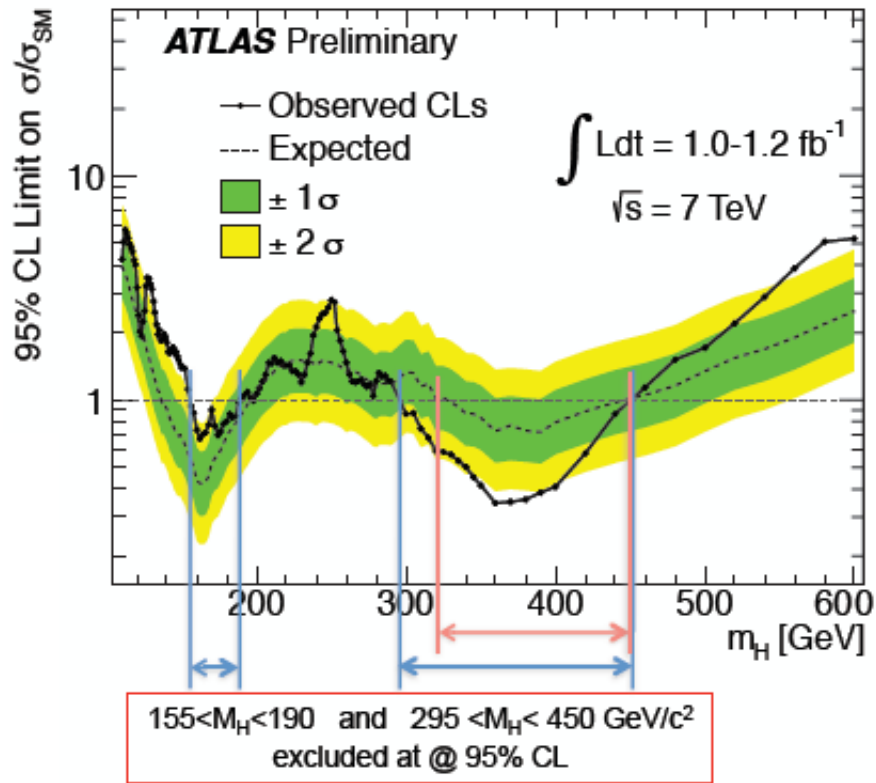
Background-only p-values at low-mass

Broad WW excess is modulated by local fluctuations in $\gamma\gamma$ and 4l

▸ local significance, no look-elsewhere effect correction applied

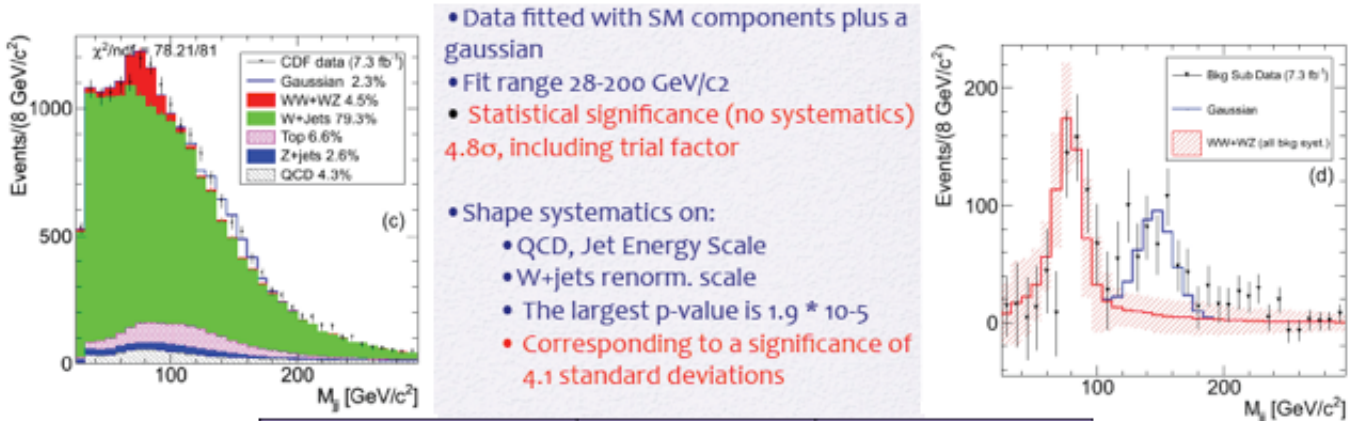


... Noticeable excess around 250 GeV from H -> ZZ -> 4l candidates ...



I added the green, cyan, and magenta bars indicating my identification of plot peaks with low, middle, and high Higgs mass states.

The 130 GeV Truth Quark mass value comes from tree-level fundamental geometric and combinatorial calculations. At EPS HEP 2011 (21 July) Viviana Cavaliere of CDF described a Wjj bump in slides showing:



	muons	electrons
Excess events	158 +- 46	240 +- 55
Excess/exp. WW+WZ	42% +- 12%	47% +- 10%
Gaussian mean	147 +- 5 GeV (stat. only)	

CDF vs Do comparison

Evaluated xsec using Do procedure

- 3.1 +- 0.8 pb (with 4.3 fb⁻¹ data)
- 3.0 +- 0.7 pb (with 7.3 fb⁻¹ data)

To be compared with Do fit of:

- 0.82 +- 0.83 pb
- results are only $\sim 2\sigma$ apart

The D0 results were also presented at EPS HEP 2011 (21 July), claiming consistency with the minimal Standard Model and refutation of a narrow interpretation (a 4 pb cross section with no error bars) of the CDF results.

LHC results presented at EPS HEP 2011 (21 July) by Tetiana Berger-Hrynova who said that ATLAS saw "... No significant excess over Standard Model processes seen in 1.02 fb⁻¹ of data ... [but] ... This channel is not optimal at LHC with W+jet bkg 20 times higher ...".

The CDF Gaussian Peak is located at 147 GeV which is within about 10% of the 130 GeV value of the E8Physics tree-level calculation. The 130 GeV value is well inside the 120-160 GeV range described for the Wjj bump in the CDF paper at arxiv 1104.0699 which said "... we estimate a cross section times the particle branching ratio into dijets of the order of 4 pb. ...".

My view of all the cross section results taken together is that they are roughly consistent with a singleT cross section of 2.90 pb (see arxiv 1104.4087 by Plehn and Takeuchi).

An objection to Tquark as cause of the excess was raised by Giovanni Punzi in slides 31 and 33 of his 2011 Blois Rencontres presentation where he said said: "... could this be top background [arXiv: 1104.4087, arXiv: 1104.3790] ... the answer is NO - this cannot possibly be top background - there is no significant tagged component ...".

However,

As to b-tagging, the CDF update on the Wjj bump said:

"... b-tagging in the excess region ... No significant enhancement of b-tagged events is observed in the "excess" region compared to the sideband regions. ... This highlights that ... the excess is not due to an under-estimated t-tbar content since in these events at least one of the jets should give rise to a b-quark in the "excess" region" ...",

so
while lack of tagging might be an argument against t-tbar causing the excess,
my position is that singleT might cause the excess.

As to b-tagging for singleT, Sullivan and Menon in arxiv 1104.3790 said:

"... one may wonder whether there is a large excess in the 2 b-tag CDF dijet invariant mass. CDF has measured that signal in an analysis to search for Higgs production in WH to Wbbbar. There are two reasons we do not expect to see a large excess in that study. First, the deficit in Wbb from tchannel single-top is almost perfectly cancelled by the excess in the s-channel single-top contribution. The basic cuts in the Higgs analysis are almost identical to the single-top-quark analysis, and so there is no contamination from processes with additional jets. Furthermore, in the CDF Higgs analysis, they normalize their background subtraction to data. Hence, any residual excess should be removed. ...".

What about T-Tbar Events ?

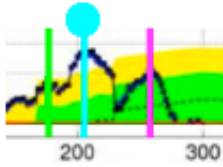
My view is that most of the T-Tbar events were included in the Tquark background in the analysis processes used by CDF and D0 and LHC.

Middle ● Mass State

The Gold Line is based on Renormalization Group calculations with the result that $M_H / M_T = 1.1$ as described by Koichi Yamawaki in hep-ph/9603293 .

If you follow the Renormalization Gold Line up to higher energies from the Green Dot low-mass state you encounter the Triviality Bound at the Cyan Dot.

The Cyan Dot is the middle-mass state of my 3-state E8 Physics model, which corresponds to a 174 GeV Truth Quark and a 180 GeV Higgs.



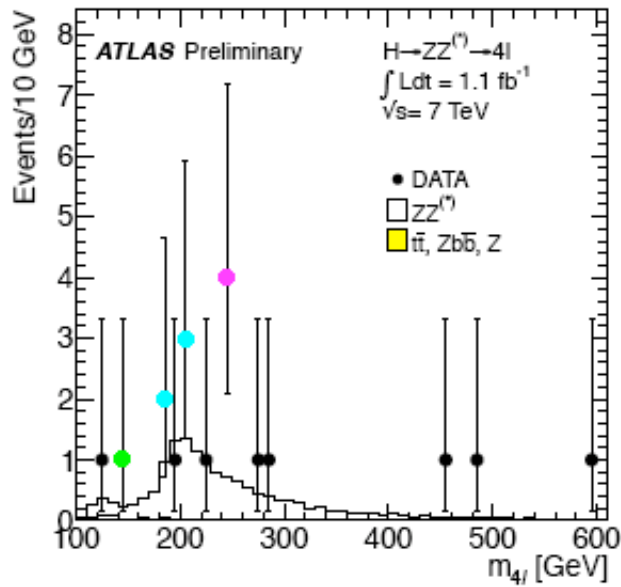
The 180 GeV Higgs corresponds to the Higgs mass calculated by Hashimoto, Tanabashi, and Yamawaki in hep-ph/0311165 where they show that for 8-dimensional Kaluza-Klein spacetime with the Higgs as a Truth Quark condensate $172 < M_T < 175$ GeV and $178 < M_H < 188$ GeV.

8-dimensional Kaluza-Klein structure was described with respect to Standard Model gauge groups by N. A. Batakis in Class. Quantum Grav. 3 (1986) L99-L105 . Spinor structures in E8 Physics allow consistent treatment of fermions.

The physical meaning of the Triviality Bound is described by Pierre Ramond in his book Journeys Beyond the Standard Model (Perseus Books 1999) where he says at pages 175-176:

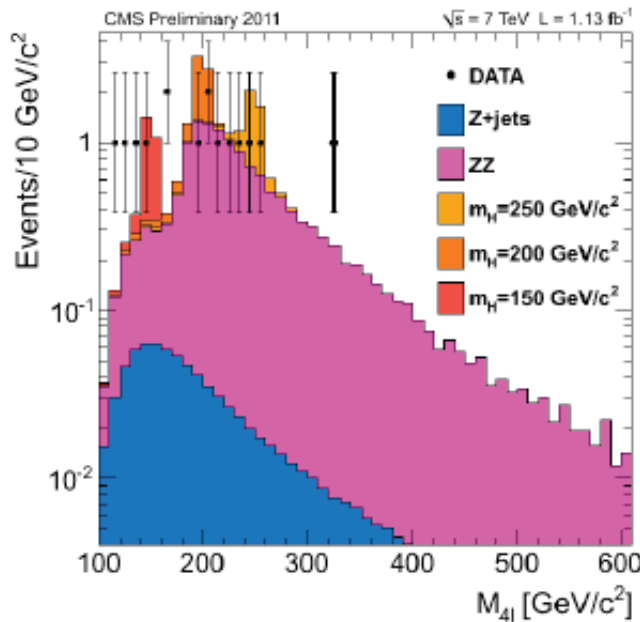
“... for a ... (large) Higgs mass, we expect the standard model to enter a strong coupling regime ... losing ... our ability to calculate ... it is natural to think ... that the Higgs actually is a composite ... The resulting bound ... is sometimes called the triviality bound. The reason for this unfortunate name (the theory is anything but trivial) stems from lattice studies where the coupling is assumed to be finite everywhere; in that case the coupling is driven to zero, yielding in fact a trivial theory. In the standard model ... the coupling ... is certainly not zero. ...”.

At EPS HEP 2011 (22 July) Konstantinos Nikolopoulos of ATLAS described Higgs $\rightarrow ZZ \rightarrow 4l$ in slides showing:



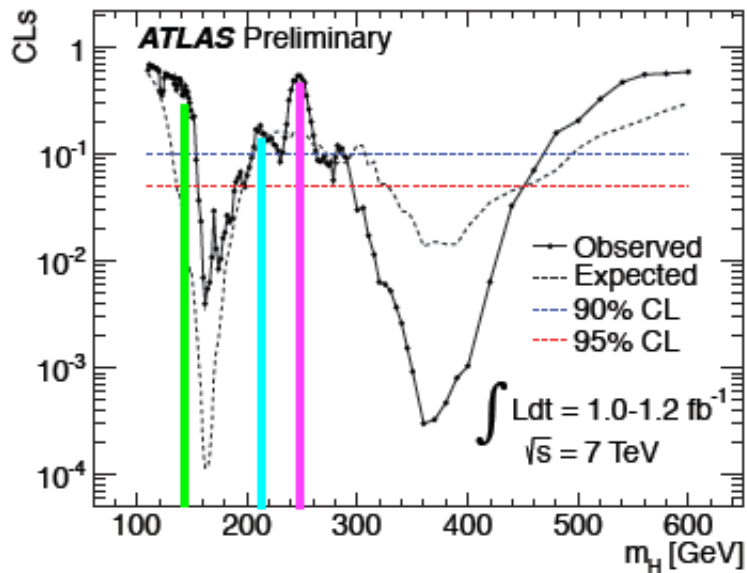
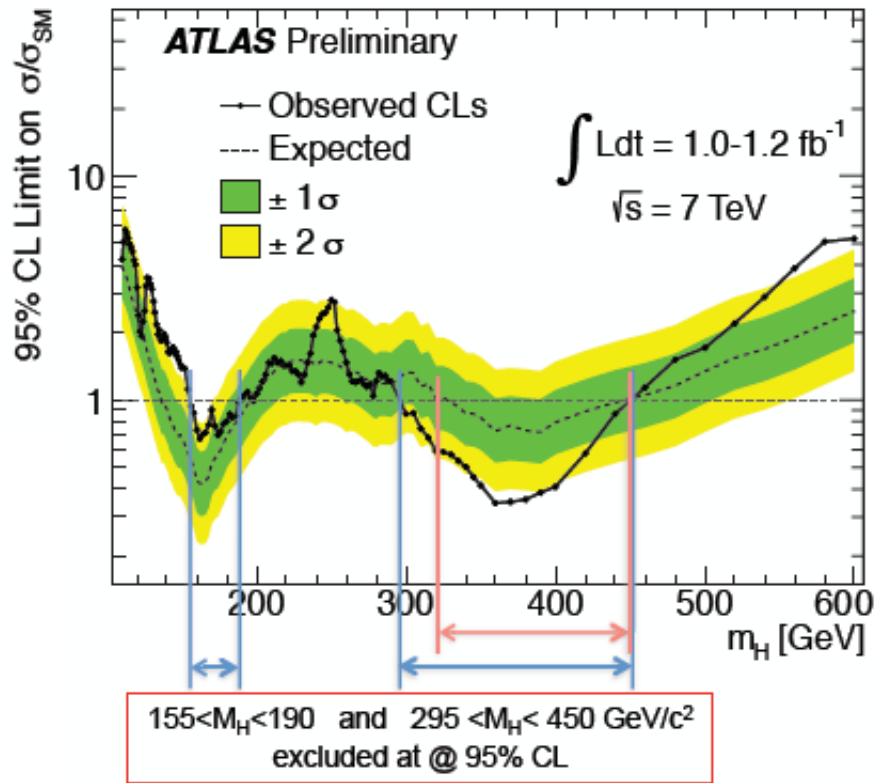
The cyan dot (colors added by me) indicates $(2 - 1) + (3 - 1) = 3$ events over background that I interpret as representing the middle Higgs mass state.

At EPS HEP 2011 (22 July) Roberto Salerno of CMS described Higgs $\rightarrow ZZ \rightarrow 4l$ in slides showing:



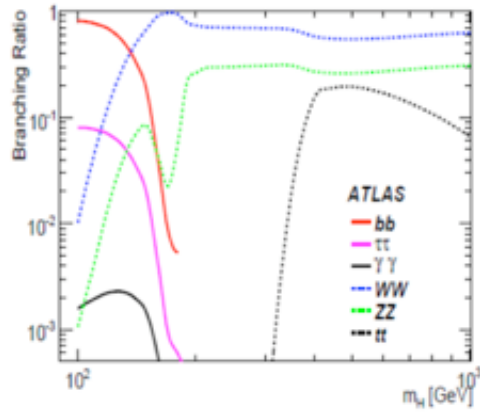
Note the low number of events. Roberto Salerno said: "... No evidence of a SM-like Higgs bosons has been found. ...". Although the statistical criteria for "evidence" was not met by the CMS data, it seems to me that the data is consistent with the 3-state Higgs of the E8 Physics model.

At EPS HEP 2011 (22 July) Kyle Cranmer of ATLAS described Higgs Combination of decays in slides showing:



I added the green, cyan, and magenta bars indicating my identification of plot peaks with low, middle, and high Higgs mass states.

The interesting valley between 300 and 400 GeV is probably (in my opinion) due to the onset of Higgs decay into middle-state Tquark pairs. See this branching ratio plot from a slide by Gemma Wooden at a 2010 IoP meeting:



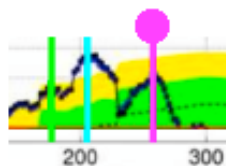
The 174 GeV Truth Quark mass value corresponds to the conventional accepted mass of the Truth Quark.

High ● Mass State

If you follow the Renormalization Gold Line up to still higher energies from the Cyan Dot middle-mass state you get to the Critical Point at the Magenta Dot.

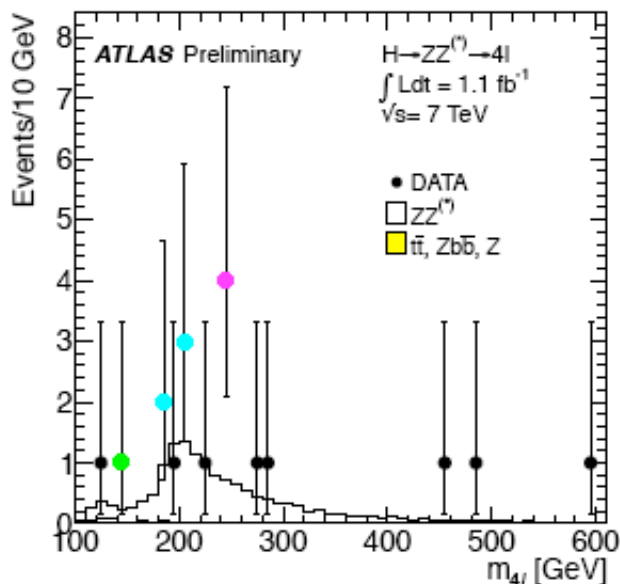
The physical significance of the Critical Point is described in hep-ph/0307138 by C. D. Froggatt who said: “... the point in the top right-hand corner, where it meets the triviality bound curve, is the quasi-fixed infra-red fixed point for that value of Λ the SM one loop renormalization group equation for the top quark Yukawa coupling ...[and the]... renormalization group equation for the Higgs self-coupling ... lead... to the SM fixed point predictions for the running top quark and Higgs masses: $M_T = 225$ GeV ...[and]... $M_H = 250$ GeV ...”.

The Magenta Dot is the high-mass state of my 3-state E8 Physics model, which corresponds to a 220 GeV Truth Quark and a 240 GeV Higgs.



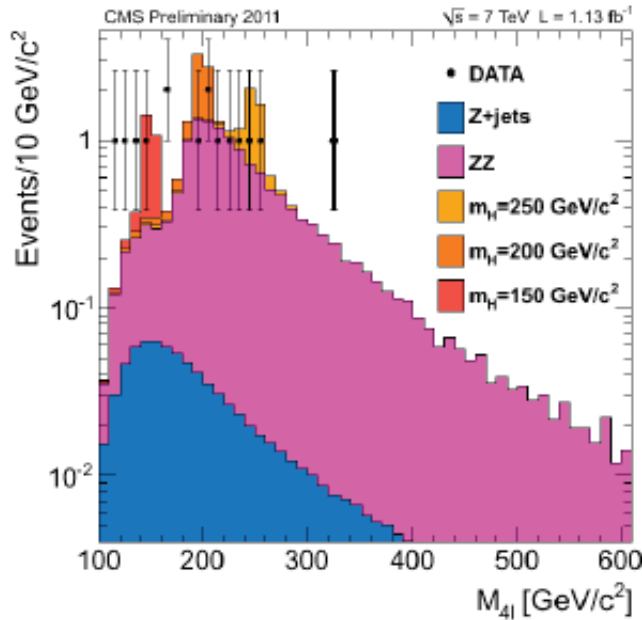
The 240 GeV Higgs corresponds to the description in hep-ph/9603293 by Koichi Yamawaki of the Bardeen-Hill-Lindner model and is also roughly consistent with the Higgs Vacuum Expectation Value calculated at tree-level in E8 Physics as 252 GeV.

At EPS HEP 2011 (22 July) Konstantinos Nikolopoulos of ATLAS described Higgs $\rightarrow ZZ \rightarrow 4l$ in slides showing:



The magenta dot (colors added by me) indicates $4 - 1 = 3$ events over background that I interpret as representing the high Higgs mass state.

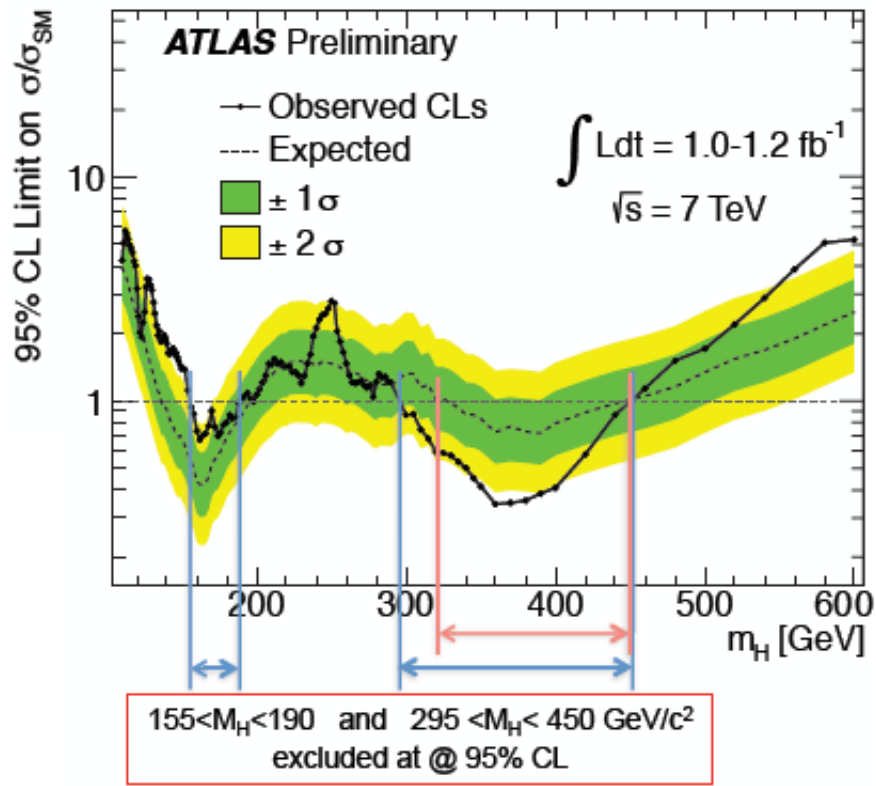
At EPS HEP 2011 (22 July) Roberto Salerno of CMS described Higgs $\rightarrow ZZ \rightarrow 4l$ in slides showing:

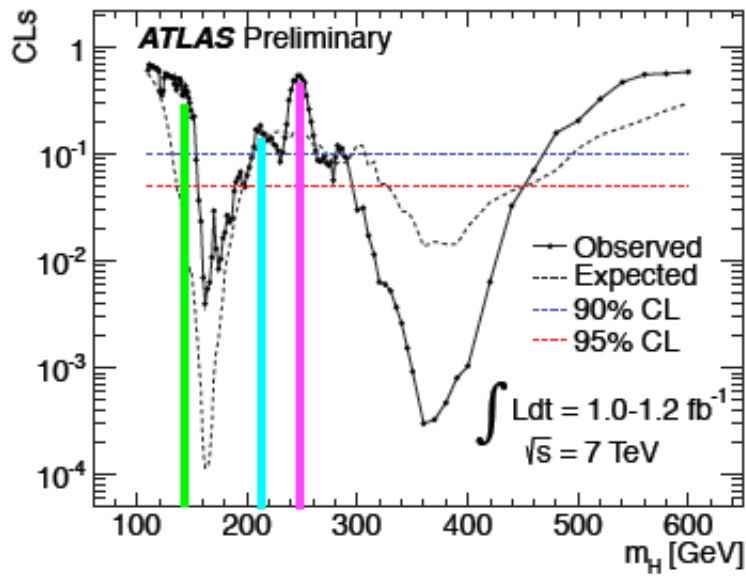


Note the low number of events. Roberto Salerno said: "... No evidence of a SM-like Higgs bosons has been found. ...". Although the statistical criteria for "evidence" was not met by the CMS data, it seems to me that the data is consistent with the 3-state Higgs of the E8 Physics model.

At EPS HEP 2011 (22 July) Kyle Cranmer of ATLAS described Higgs Combination of decays in slides saying:

"... Noticeable excess around 250 GeV from $H \rightarrow ZZ \rightarrow 4l$ candidates ...





I added the green, cyan, and magenta bars indicating my identification of plot peaks with low, middle, and high Higgs mass states.

The 220 GeV Truth Quark mass state is consistent with the description in hep-ph/9603293 by Koichi Yamawaki of the Bardeen-Hill-Lindner model. Experimental indications of Truth Quark high mass state is at present (July 2011) of low statistical significance.

3-State System Effects

Since there are 3 Higgs states in my E8 Physics model, it may also explain some other recent observations, such as $B_s \rightarrow \mu\mu$ described by Jester in a 13 July 2011 Resonances blog entry where he said "... CDF just posted the latest update ... based on 7 fb-1 of data ... the branching fraction of $B_s \rightarrow \mu\mu$ is ... about 2 sigma above the expected Standard Model value ... additional Higgses could mediate ... [this decay and] ... pump up the branching fraction ...".

Prospects for Future Exploration by LHC

The LHC can explore the energy region above electroweak symmetry breaking (order of 1 TeV). In that region, assuming only the Standard Model plus Gravity as described by E8 Physics, the Higgs mechanism will not be around to generate mass, so everything will be massless, which is an interesting new regime that needs to be explored because:

1 – The T and B quarks may not be so different, and the Kobayashi-Maskawa matrix may look very different, with possible consequences for CP violation.

2 – Massive neutrinos may lose their mass, so neutrino oscillation phenomena may change in interesting ways.

3 – With no massive stuff, Conformal Symmetry may become important, leading to phenomena such as:

a – Twistor stuff may be directly observable. See for example the book Mathematics and Physics by Manin, who says there:

“... What binds us to space-time is our rest mass, which prevents us from flying at the speed of light, when time stops and space loses meaning. In a [massless] world ... there are neither points nor moments of time; beings ... would live nowhere and nowhen; only poetry and mathematics [and the LHC] are capable of speaking meaningfully about such things. One point of CP3 is the whole life history of a free ... [massless particle] ... the smallest event that can happen to ... [it] ...”.

b – Segal conformal cosmological stuff (maybe Dark Energy) may be observable;

c – Since the Conformal group acts in 6-dim spacetime that could be denoted by C_6 , maybe two new large physical spacetime dimensions might emerge, with

$4+4 = 8$ -dim $M_4 \times CP^2$ Kaluza-Klein becoming $6+4 = 10$ -dim $C_6 \times CP^2$ Kaluza-Klein and a connection emerging between

non-supersymmetric Bosonic String Theory whose Lattice Affinization has Monster Group symmetry and

a Bohm-type Quantum Theory based on interpreting Strings as World-Lines (see tony5m17h.net/MonsterStringCell.pdf and tony5m17h.net/QM03.pdf).

